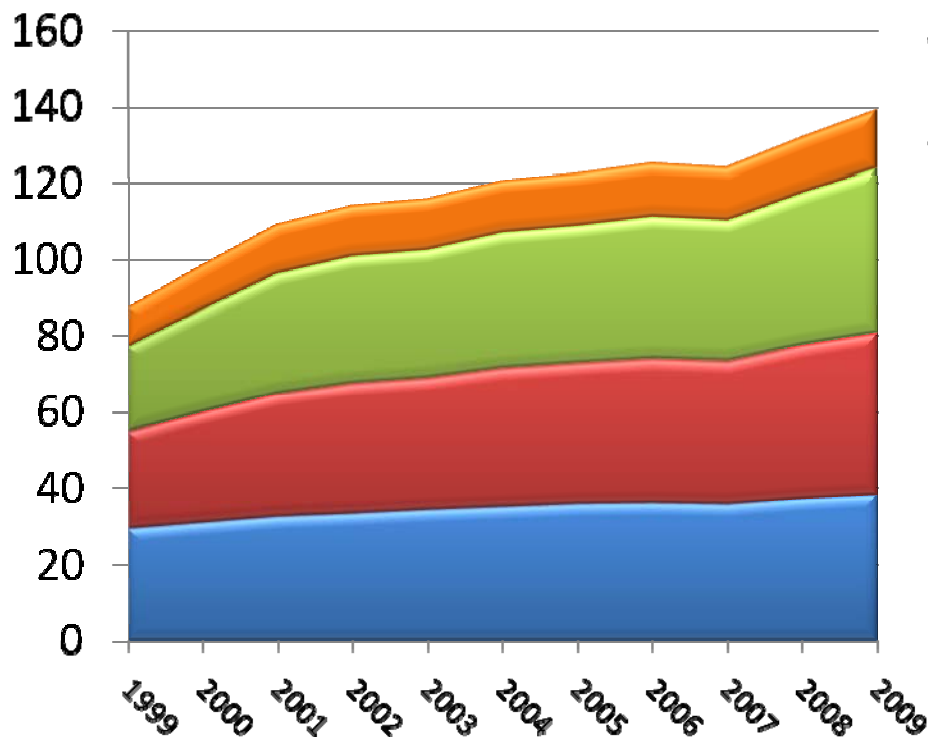


PREVALENZA ED INCIDENZA TRATTATA PER DIAGNOSI

(tassi per 10.000 >18 anni)

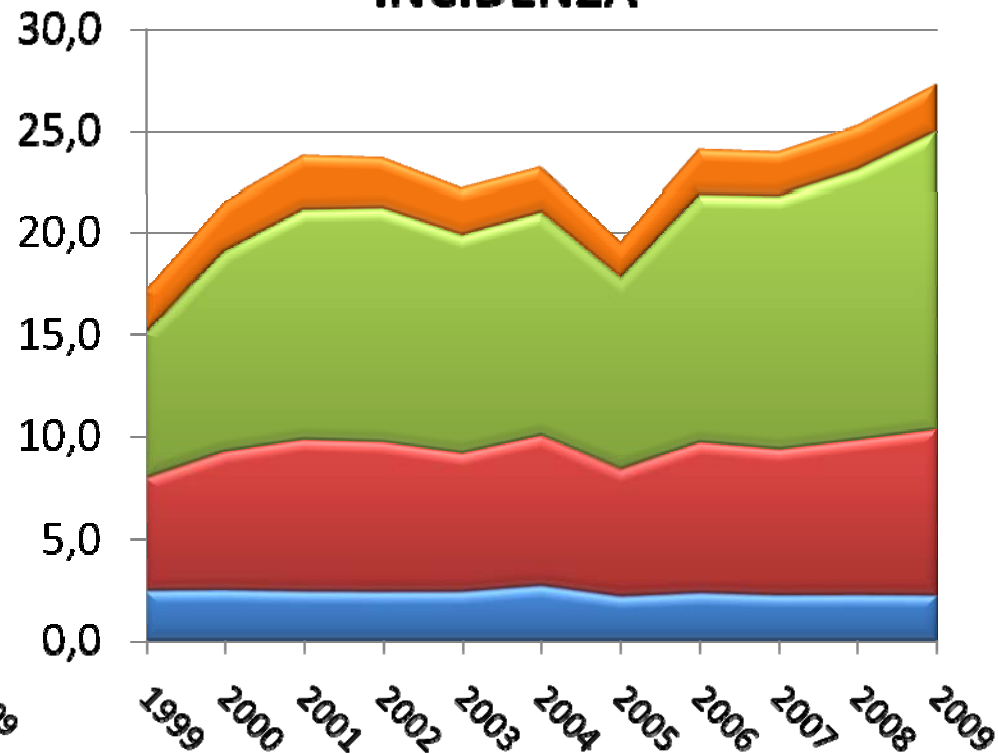
INCREMENTO 1999/2009	PREV	INC
DIST. SCHIZOFRENICI	+29%	-3%
DIST. AFFETTIVI	+69%	+46%
DIST. NEVROTICI	+92%	+95%
DIST. PERSONALITA'	+44%	+11%

PREVALENZA



- SCHIZOFRENIA
- DIST. AFFETTIVI
- DIST. NEVROTICI
- DIST. PERSONALITA'

INCIDENZA



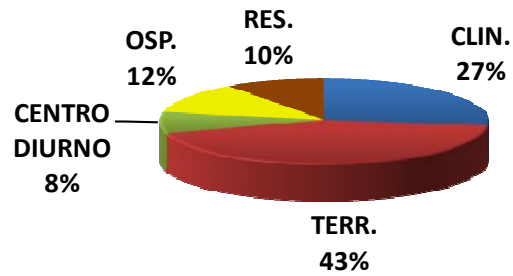
- SCHIZOFRENIA
- DIST. AFFETTIVI
- DIST. NEVROTICI
- DIST. PERSONALITA'

Tabella 3: incremento dei pazienti in trattamento nei Dipartimenti di Salute Mentale lombardi nel periodo 1999-2010 per diagnosi (prevalenza ed incidenza)

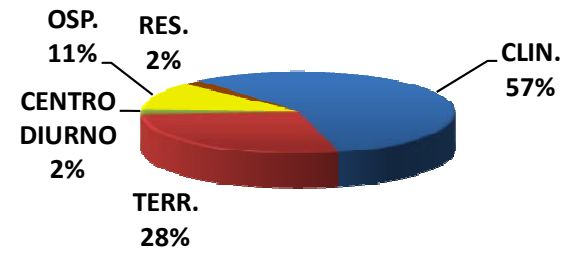
	PREVALENZA	INCIDENZA
DIST. SCHIZOFRENICI	+29%	-13%
DIST. AFFETTIVI	+72%	+42%
DIST. NEVROTICI	+103%	+120%
DIST. PERSONALITA'	+47%	+7%

Figura 2: PAZIENTI PER PACCHETTI DI CURA E PER DIAGNOSI (2009)

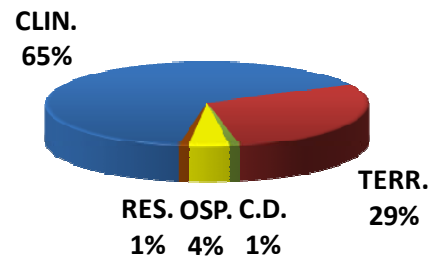
DIST. SCHIZOFRENICI



DIST. AFFETTIVI



DIST. NEVROTICI



DIST. PERSONALITA'

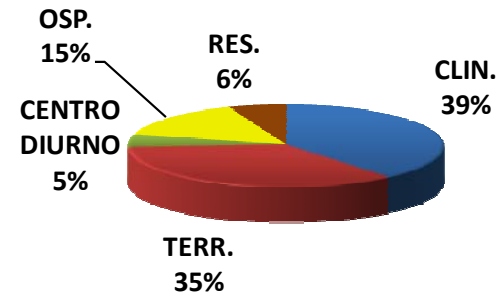
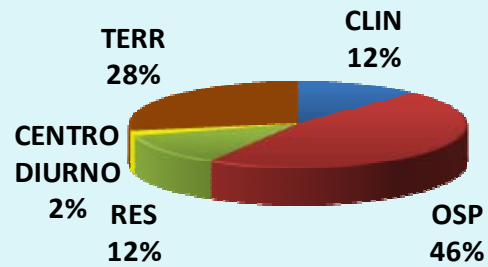


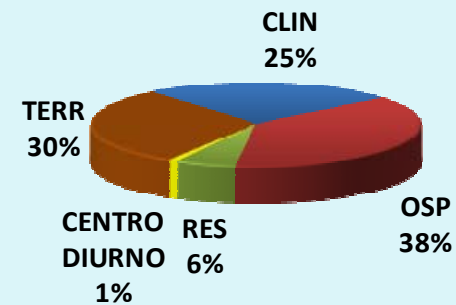
Fig. 1 PACCHETTI DI CURA PER DIAGNOSI

Pazienti al primo contatto nel 2009 18-34 anni

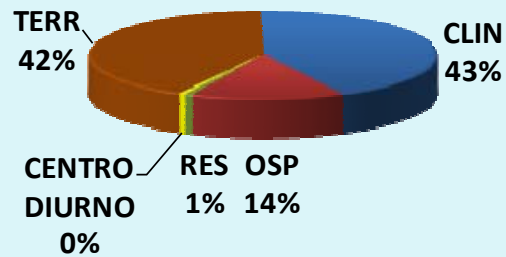
DIST. SCHIZOFRENICI (N=804)



DIST. BIPOLARI (n= 228)



DIST. DEPRESSIVI (n=936)



DIST. PERSONALITA' BORDERLINE (n=215)

